

New

Inspired! Arborite's latest colors and patterns feature designs influenced by classic woods, industrial urban surfaces and exotic textiles. Inspiration is everywhere in Arborite's ever expanding range of high-pressure laminates.

Elm

Classic.
Easy going.
Versatile.



W-459 VL
Summer Elm

W-460 VL
Winter Elm

American Elm

Time-honored.
Trustworthy.
Sophisticated.




W-468 EV
Fumed American Elm

W-469 EV
Noir American Elm

Modern Cherry

Traditional.
Warm.
Adaptable.



W-464 EV
Blonde Modern Cherry


W-465 EV
Mocha Modern Cherry

W-466 EV
Auburn Modern Cherry

W-467 EV
Arabica Modern Cherry

Urban

Tactile.
Industrial-Chic.
Refined.



P-392 CA
Urban Day

P-393 CA
Urban Night

Ruched

Innovative.
Soft.
Sophisticated.



P-391 CA
Ruched Chiffon

Nuno

Textural.
Soft.
Contemporary.



P-387 CA
Nuno Glacé

P-388 CA
Nuno Clay

P-389 CA
Nuno Pearl

P-390 CA
Nuno Oyster

Twill

Nostalgic.
Graphic.
Playful.



P-380 CA
Organic Twill

P-381 CA
Silver Twill

P-382 CA
Cloudy Twill

P-383 CA
Cinnamon Twill


P-384 CA
Marigold Twill

P-385 CA
Olive Twill

P-386 CA
Indigo Twill

Sulawesi

Elegant.
Textural.
Spirited.



W-461 EV
Sulawesi Dunes

W-462 EV
Sulawesi Hazel

Safari

Natural.
Organic.
Rustic yet refined.



P-378 CA
Safari Stone



To order samples
www.dorville.com or 1.800.361.6712

These samples are reproductions. Please request an actual sample chip for color or pattern verification.

- New collection
- Available on select patterns

Designs are shown at 60% scale.

